

(1) (a) STATEMENT SHOWING SHAREHOLDING PATTERN

Name of the Company: SHREE SECURITIES LTD.
 Scrip Code: Name of the Scrip:
 Quarter Ended: 31/12/2012

Class of security:

Page: 1

Party paid-up shares:-	No. of partly paid-up shares	As a % of total no. of partly paid-up shares	As a % of of shares of company	al no. the
------------------------	------------------------------	--	--------------------------------	------------

Held by promoter/promoter group

Held by public
 Total - D

Outstanding convertible securities:-	No. of outstanding securities	As a % of total no. of outstanding convertible securities	As a % of of shares of company, a full conversion of the convertible securities	al no. the wing on of le
--------------------------------------	-------------------------------	---	---	--------------------------

Held by promoter/promoter group

Held by public
 Total - E

Warrants:-	No. of warrants	As a % of total no. of warrants	As a % of of shares of company, a full conversion of warrants	al no. the wing on of
------------	-----------------	---------------------------------	---	-----------------------

Held by promoter/promoter group

Held by public
 Total - F

Total paid-up capital of the company, assuming full conversion of warrants and convertible securities	79800000			
---	----------	--	--	--



Category Code	Category of Shareholders	Number of shareholders	Total number of shares	Number of shares held in Demat Form	As a % of (A+B)	As a % of (A+B+c)	Number of Pledged shares	As a percent. (ix)=(v / (iv*100)
(i)	(ii)	(iii)	(iv)	(v)	(vi)	(vii)	(viii)	(ix)=(v / (iv*100)
(A)	Total Shareholding of Promoter & Promoter Group							
(1)	Indian							
(a)	Individual/HUF	3	352700	352700	0.442	0.442	Nil	Nil
(b)	Central Govt./ State Govt.	Nil	Nil	Nil	Nil	Nil	Nil	Nil
(c)	Bodies Corporate	2	24070000	24070000	30.163	30.163	Nil	Nil
(d)	Fin. Institutions / Bank	Nil	Nil	Nil	Nil	Nil	Nil	Nil
(e)	Any Other	Nil	Nil	Nil	Nil	Nil	Nil	Nil
	Sub-Total of (A)(1)	5	24422700	24422700	30.605	30.605	Nil	Nil
(2)	Foreign							
(a)	Individuals (NRIs/Foreign)	Nil	Nil	Nil	Nil	Nil	Nil	Nil
(b)	Bodies Corporate	Nil	Nil	Nil	Nil	Nil	Nil	Nil
(c)	Institutions	Nil	Nil	Nil	Nil	Nil	Nil	Nil
(d)	Qualified Foreign Investors	Nil	Nil	Nil	Nil	Nil	Nil	Nil
(e)	Any Other	Nil	Nil	Nil	Nil	Nil	Nil	Nil
	Sub-Total of (A)(2)	Nil	Nil	Nil	Nil	Nil	Nil	Nil
	Shareholding of Promoter & Promoter Group (A) = A1+A2	5	24422700	24422700	30.605	30.605	Nil	Nil
(B)	Public Shareholding							
(1)	Institutions							
(a)	Mutual Funds / UTI	Nil	Nil	Nil	Nil	Nil	NA	NA
(b)	Fin. Institutions / Banks	Nil	Nil	Nil	Nil	Nil	NA	NA
(c)	Central Govt./ State Govt.	Nil	Nil	Nil	Nil	Nil	NA	NA
(d)	Venture Capital	Nil	Nil	Nil	Nil	Nil	NA	NA
(e)	Insurance Company	Nil	Nil	Nil	Nil	Nil	NA	NA
(f)	Foreign Inst. Investors	Nil	Nil	Nil	Nil	Nil	NA	NA
(g)	Foreign VC Investors	Nil	Nil	Nil	Nil	Nil	NA	NA
(h)	Qualified Foreign Investors	Nil	Nil	Nil	Nil	Nil	NA	NA
(i)	Any Other	Nil	Nil	Nil	Nil	Nil	NA	NA
	Sub-Total (B)(1)	Nil	Nil	Nil	Nil	Nil	NA	NA
(2)	Non-Institutions							
(a)	Bodies Corporate	205	44627803	44548603	55.925	55.925	NA	NA
(b)	Individuals							
	i. Individual Shareholders Holding Nominal Share Upto Rs.1 Lakh	384	680047	645847	0.852	0.852	NA	NA
	ii. Individual Shareholders Holding Nominal Share greater than Rs.1 Lakh	55	9948450	9932150	12.467	12.467	NA	NA
(c)	Qualified Foreign Investors	Nil	Nil	Nil	Nil	Nil	NA	NA
(d)	Any Other	1	121000	121000	0.152	0.152	NA	NA
	Clearing Memb/Clearing Cor	1	121000	121000	0.152	0.152	NA	NA
	Sub-Total (B)(2)	645	55377300	55247600	69.395	69.395	NA	NA
	Total Public Shareholding (B) = (B)(1) + (B)(2)	645	55377300	55247600	69.395	69.395	NA	NA
	TOTAL (A)+(B)	650	79800000	79670300	100.000	100.000	Nil	Nil
(C)	Shares held by Custodians And against which DRs have been issued	Nil	Nil	Nil	Nil	Nil	NA	NA
(1)	Promoter and Promoter group	Nil	Nil	Nil	Nil	Nil	NA	NA
(2)	Public	Nil	Nil	Nil	Nil	Nil	NA	NA
	GRAND TOTAL (A)+(B)+(C)	650	79800000	79670300	100.000	100.000	Nil	Nil



SHREE SECURITIES LTD.

(1) (b) Statement showing holding of securities (including shares, warrants, convertible securities) of persons belonging to the category [Promoter & Promoter Group] As on 31/12/2012

Srl. Name of the shareholder	Details of Shares Held		Encumbered shares(=)		Details of warrants		Details of Convertible Securities		Total shares (including underlying shares assuming full conversion of warrants and convertible securities) as a % of diluted share capital		
	Number of Shares held	As a % of grand total (A)+(B)+(C)	Number of Pledged Shares held	Number of As a % of total (A)+(B)+(C)	Number of warrants held of the same Class	As a % of total securities of the same Class	Number of convertible securities held of the same Class	% of total convertible securities of the same Class			
(i)	(ii)	(iii)	(iv)	(v)	(vi)=(v)/(iii)*100	(vii)	(viii)	(ix)	(x)	(xi)	(xii)
1. FABER TREXIM PRIVATE LIMITED	703000	8.810	0	0	0.000	0	0	0.000	0	0.000	8.810
2. MECHSHREE CREDIT PRIVATE LIMITED	1704000	21.353	0	0	0.000	0	0	0.000	0	0.000	21.353
3. BASANT KUNAR SHARRA	100	0.000	0	0	0.000	0	0	0.000	0	0.000	0.000
4. MANIK CHAND PUGALIA	352500	0.442	0	0	0.000	0	0	0.000	0	0.000	0.442
5. SUBHASH CHANDRA DADRICH	100	0.000	0	0	0.000	0	0	0.000	0	0.000	0.000
TOTAL	2442700	30.605	0	0	0.000	Nil	Nil	Nil	Nil	Nil	30.605

SHREE SECURITIES LTD.

(1)(c)(i) Statement showing holding of securities (including shares, warrants, convertible securities) of persons belonging to the category [PUBLIC] and holding more than 1.000(%) of the total number of shares as on 31/12/2012

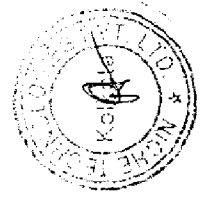
Srl. Name(s) of the shareholder	Number of Shares held	Shares as a percentage of total number of shares (i.e., Grand Total (A)+(B)+(C) indicated in Statement at para (1)(a) above)	Details of Warrants		Details of convertible Securities %u.r.t. total convertible securities held		Total shares (including underlying shares assuming full conversion of warrants and convertible securities) as a % of diluted share capital
			Number of Warrants held	As a % of total number of warrants	Number of convertible securities held	Convertible securities of the same class	
1. BESTLUCK TREXIM PVT LTD	200000	2.506	0	0.000	0	0.000	2.506
2. CAMEX IMPEX PVT LTD	200000	2.506	0	0.000	0	0.000	2.506
3. DHANUS COMMODEAL PVT LTD	210000	2.632	0	0.000	0	0.000	2.632
4. EMPIRE VANIJYA LLP	220000	2.757	0	0.000	0	0.000	2.757
5. GARNET SUPPLIERS PRIVATE LIMITED	148000	1.855	0	0.000	0	0.000	1.855
6. GOLDEN ERA MERCHANTS PVT LTD	109330	1.370	0	0.000	0	0.000	1.370
7. IMPRESSION DEALCOM PVT LTD	181000	2.268	0	0.000	0	0.000	2.268
8. KENT COMMODEAL LLP	228900	2.868	0	0.000	0	0.000	2.868
9. LASER VANIJYA PVT LTD	92800	1.163	0	0.000	0	0.000	1.163
10. LOGAN IMPEX PVT LTD	84175	1.055	0	0.000	0	0.000	1.055
11. QUADRA SUPPLIERS PVT LTD	85900	1.076	0	0.000	0	0.000	1.076
12. SUNYOJIT IMPEX PVT LTD	147000	1.842	0	0.000	0	0.000	1.842
13. TARGET COMMODEAL PVT LTD	194000	2.431	0	0.000	0	0.000	2.431
14. UPPER COMMODEAL LLP	199300	2.497	0	0.000	0	0.000	2.497
15. BAG MAL GULGULIA	86900	1.089	0	0.000	0	0.000	1.089
16. NAVIN CHANDRA SHARMA	129745	1.626	0	0.000	0	0.000	1.626
17. PUSPENDU BANERJEE	116320	1.458	0	0.000	0	0.000	1.458
18. SANJIB ROY	87710	1.099	0	0.000	0	0.000	1.099
19. SURAJIT SAHA	146323	1.834	0	0.000	0	0.000	1.834
20. TAPAS ROY	101210	1.268	0	0.000	0	0.000	1.268
TOTAL	29686126	37.201	Nil	Nil	Nil	Nil	37.201



SHREE SECURITIES LTD.

(1)(c)(ii) Statement showing holding of securities (including shares, warrants, convertible securities) of persons (together with PAC) belonging to the category [PUBLIC] and holding more than 5.000(%) of the total number of shares of the company as on 31/12/2012
 Page: 1

Sl. No. Name(s) of the shareholder and the Persons Acting in Concert (PAC) with them	Number of Shares held	Shares as a percentage of total number of shares i.e., Grand Total (A)+(B)+(C) indicated in Statement at para (1)(a) above)	Details of Warrants		Details of convertible Securities		Total shares (including underlying shares assuming full conversion of warrants and convertible securities) as a % of diluted share capital
			Number of Warrants held	As a % of total warrants held	Number of convertible securities held	total number of convertible securities of same class	
1.	Nil	Nil	Nil	Nil	Nil	Nil	Nil

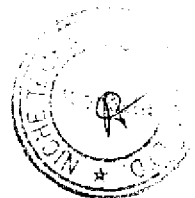


BHREE SECURITIES LTD.

(I) (d) STATEMENT SHOWING DETAILS OF LOCKED-IN SHARES AS ON 31/12/2012

Page: 1


Srl. Name(s) of the Shareholder	Category of Shareholders (Promoter/ Public)	Number of Locked-in Shares	% to Total
1.		NIL	NIL



SHREE SECURITIES LTD.**(II) (a) STATEMENT SHOWING DETAILS OF DEPOSITORY RECEIPTS (DRs)**

Page: 1

Srl.	Type of Outstanding DR (ADRs, GDRs, SDRs, etc)	Number of Outstanding DRs	Number of Shares underlying outstanding DRs	Shares underlying Outstanding DRs as a Percentage of total number of shares i.e. Grand total (A)+(B)+ (C) indicated in Statement at para (I) (a) above)
1.	Nil	Nil	Nil	Nil



BHREE SECURITIES LTD.

(II) (b) STATEMENT SHOWING DETAILS OF DEPOSITORY RECEIPTS (DRs), WHERE UNDERLYING SHARES HELD BY 'PROMOTER/PROMOTER GROUP' ARE IN EXCESS OF 1% OF THE TOTAL NO. OF SHARES

Srl. Name of the DR Holder	Type of outstanding DR (ADRs, GDRs, SDRs, etc.) DRs	Number of Shares Underlying outstanding DRs	Shares underlying Outstanding DRs as Percentage of total number of shares (ie. Grand total (A)+(B)+(C) indicated in statement at para (I)(a) above
1. Nil	Nil	Nil	Nil
2. Nil	Nil	Nil	Nil
TOTAL	Nil	Nil	Nil

